



COUNTY OF HUMBOLDT
DEPARTMENT OF HEALTH AND HUMAN SERVICES
PUBLIC HEALTH BRANCH
529 I Street, Eureka, CA 95501
Phone: (707) 445-6200; Toll Free: (866) 597-1574
Fax: (707) 445-6097
www.co.humboldt.ca.us


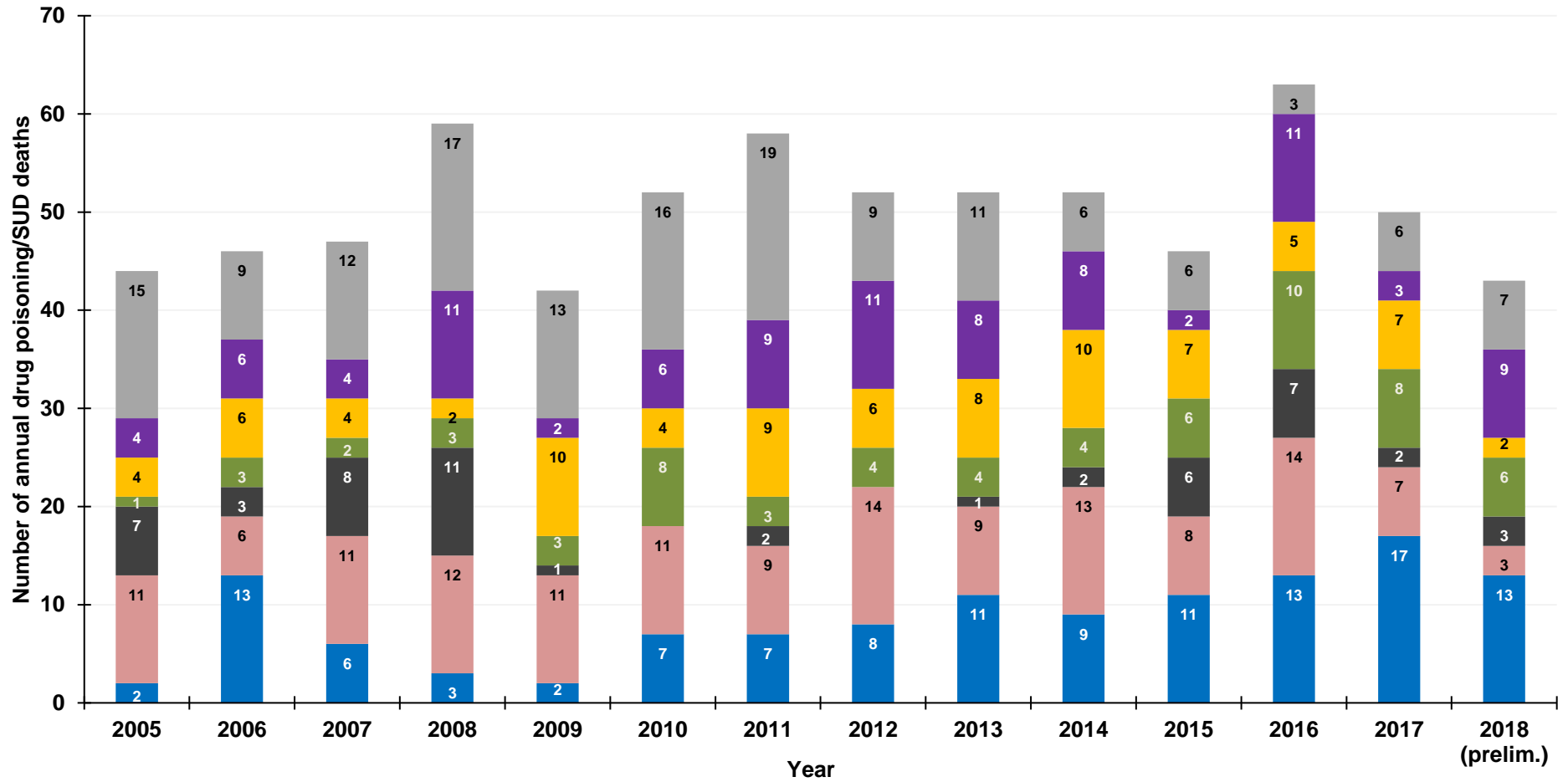
Humboldt County Substance Abuse Mortality Report: Drug Poisoning and Substance Use Disorder (SUD) Deaths, 2005-2018 Version 3/5/2019

SUMMARY

1. Drug poisoning (“Overdose” or OD) and substance use disorder (SUD) deaths resulting from short or long-term substance abuse has been and remains a significant public health concern for Humboldt County.
2. Opioids, either alone or in combination with other drugs and alcohol, has been responsible for approximately half of the 627 Humboldt County drug poisoning deaths that occurred from 2005-2018. However, Humboldt County 2018 Poisoning/SUD deaths involving opioids decreased to the lowest percentage of total OD/SUD deaths recorded during the reporting period
3. In 2018, the Humboldt County mortality rate for drug poisoning was at its lowest value recorded during the time period of this report and has decreased for two consecutive years. Also, the total number of drug poisoning/SUD deaths was at its lowest number since 2009.
4. Drug poisoning/SUD deaths from non-opioids, either singly or in combination, are also a significant public health concern in Humboldt County, with a trend in recent years of increasing OD/SUD deaths involving methamphetamine.
5. Drug poisoning/SUD deaths involving methamphetamine and/or multiple non-opioid drugs made up approximately half of OD/SUD 2018 deaths in Humboldt County.
6. When compared to California and the US, the mortality rate by age range from drug poisoning in Humboldt County is significantly higher across all age ranges (Figure 3).
7. The Humboldt County American Indian/Alaska Native 2005-2018 average drug poisoning mortality rate is approximately twice the rate of White, non-Hispanics (Figure 4).

Figure 1:

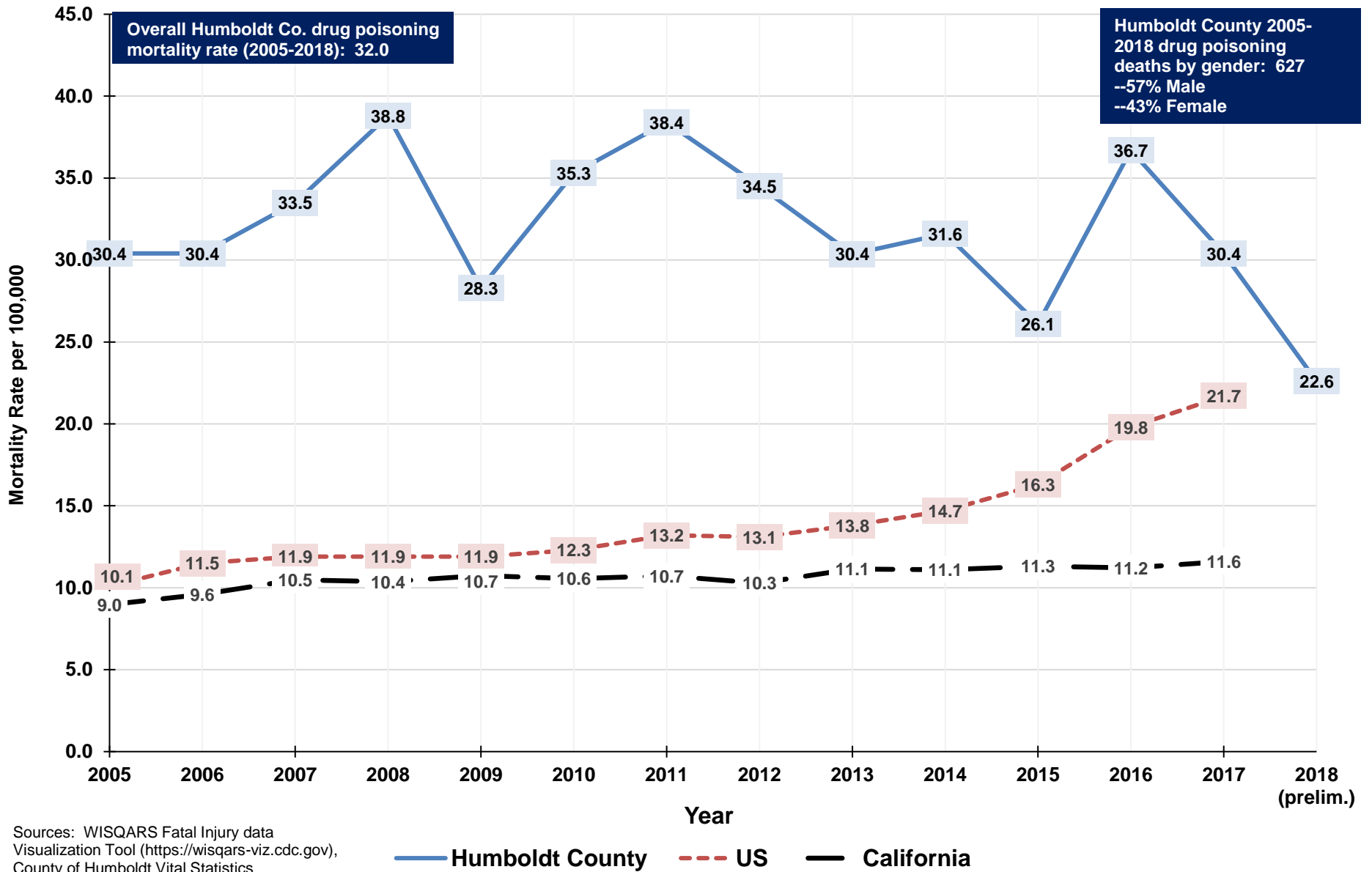
Humboldt County drug poisoning and substance use disorder deaths by drug type/category, 2005-2018



Source: County of Humboldt Vital Statistics

Figure 2:

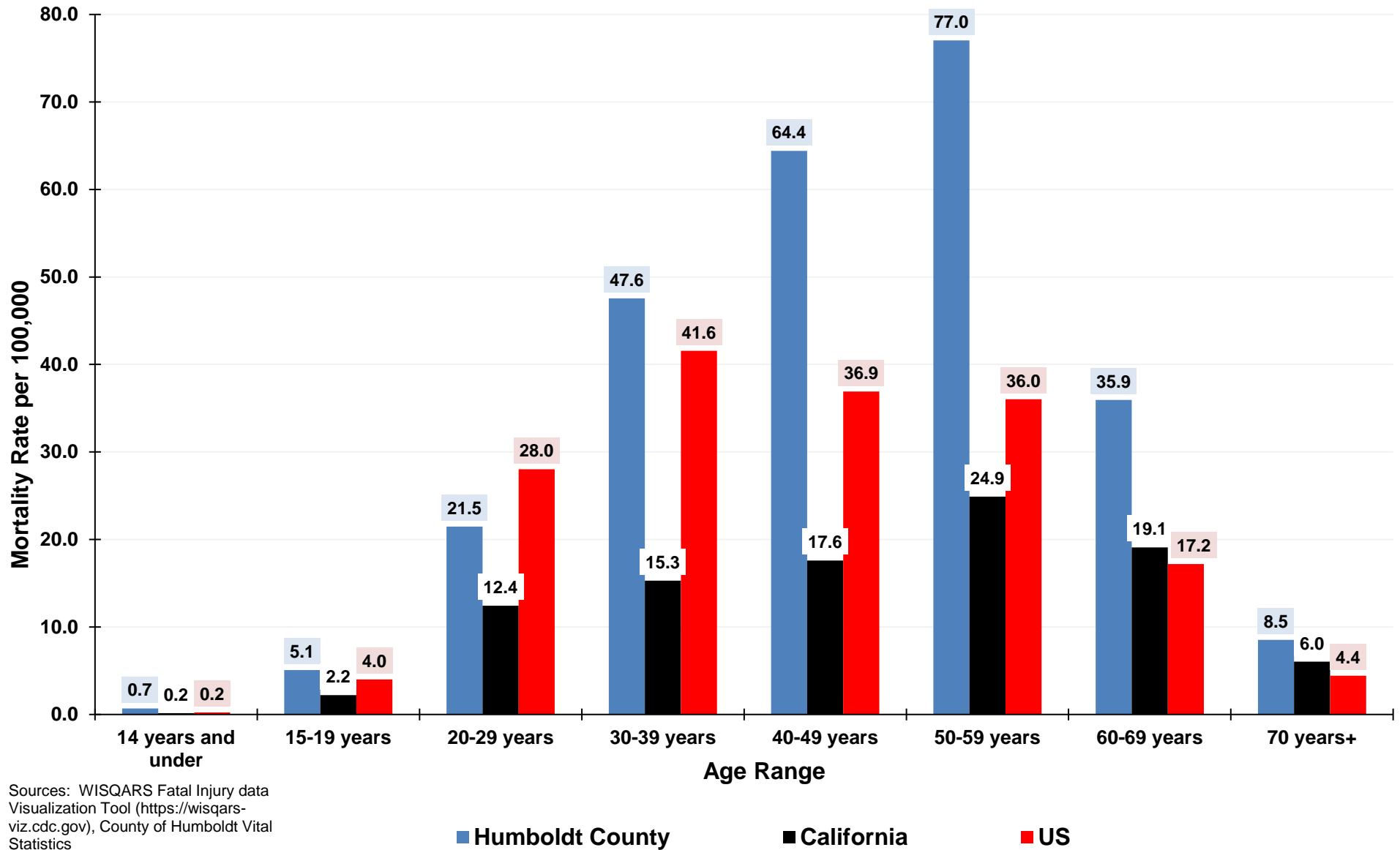
Drug poisoning mortality rates, US, California, Humboldt County, CA, 2005-2018



Sources: WISQARS Fatal Injury data
 Visualization Tool (<https://wisqars-viz.cdc.gov>),
 County of Humboldt Vital Statistics

Figure 3:

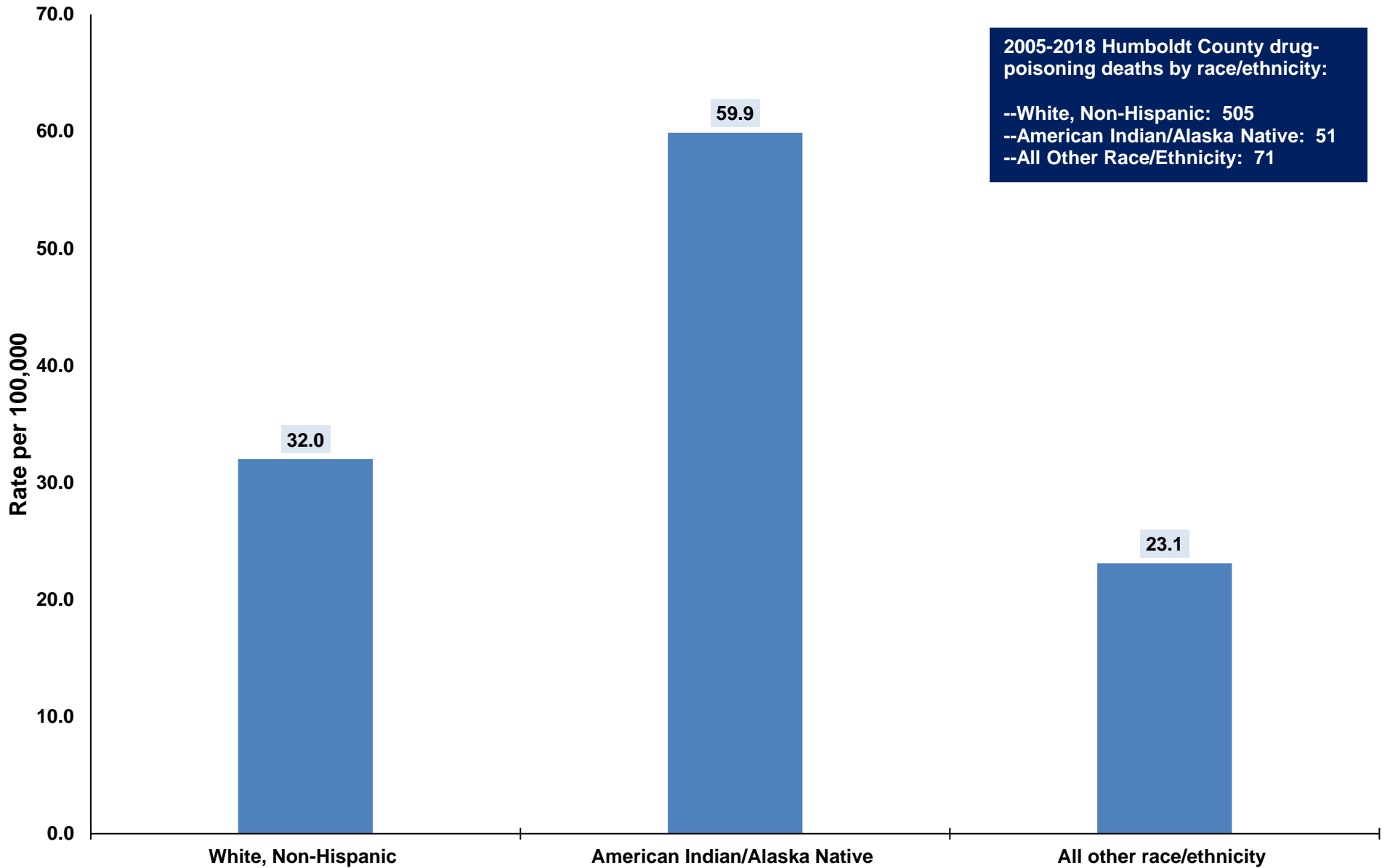
Average drug poisoning mortality rates by age range, US, California, Humboldt County, CA, 2005-2017



Sources: WISQARS Fatal Injury data Visualization Tool (<https://wisqars-viz.cdc.gov>), County of Humboldt Vital Statistics

Figure 4:

Average drug poisoning mortality rate by race/ethnicity, Humboldt County 2005-2018



Source: County of Humboldt Vital Statistics

For questions regarding this report, contact Ron Largusa MSPH, Epidemiologist, Humboldt County DHHS-Public Health. (707)-268-2187. rlargusa@co.humboldt.ca.us

Sources:

WISQARS Fatal Injury data Visualization Tool <https://wisqars-viz.cdc.gov>

Humboldt County DHHS-Public Health Vital Statistics, 2005-2018

State of California Department of Finance—Demographics <http://www.dof.ca.gov/Forecasting/Demographics/>

Census.gov American FactFinder <https://factfinder.census.gov/faces/nav/jsf/pages/index.xhtml>

Notes:

Deaths are classified using the International Classification of Diseases, Tenth Revision (ICD–10). Drug-poisoning deaths are defined as having ICD–10 underlying cause-of-death codes X40–X44 (unintentional), X60–X64 (suicide), X85 (homicide), or Y10–Y14 (undetermined intent). ICD-10 codes F10-F19 (mental and behavioral disorders due to psychoactive substance use) are also included in Humboldt County rates and counts. Additionally, Humboldt County DHHS-Public Health-Epidemiology analyzes the electronic death registry system for California (CA-EDRS). The following text fields, or “Literals”, are qualitatively reviewed and each death is grouped into categories:

1. Causes of death due to **or** as a consequence of a particular health event
2. Significant conditions contributing to death
3. Description of injury
4. Manner of death, as determined by the Humboldt County Coroner or designee (example: Unintentional, Suicide, Natural, etc.)

Death rates are considered “Unreliable” and must be viewed with caution when the rate estimate is calculated with a numerator of 20 or less and/or a relative standard error over 23%. For further information visit: https://www.cdc.gov/nchs/data/nvsr/nvsr63/nvsr63_09.pdf

Rates are age-adjusted to the 2000 US Census population distribution.

For more information on California’s opioid epidemic, please visit the California Opioid Overdose Surveillance Dashboard: <https://discovery.cdph.ca.gov/CDIC/ODdash/>